

WORLD CHANGING FAMILIES. WORLD CHANGING FAMILIES. WORLD CHANGING FAMILIES.



WORLD CHANGING FAMILIES. WORLD CHANGING FAMILIES. WORLD CHANGING FAMILIES.

WORLD CHANGING FAMILIES. WORLD CHANGING FAMILIES. WORLD CHANGING FAMILIES.

WORLD CHANGING FAMILIES. WORLD CHANGING FAMILIES. WORLD CHANGING FAMILIES.

WORLD CHANGING FAMILIES. WORLD CHANGING FAMILIES. WORLD CHANGING FAMILIES.

WORLD CHANGING FAMILIES. WORLD CHANGING FAMILIES. WORLD CHANGING FAMILIES.

WORLD CHANGING FAMILIES. WORLD CHANGING FAMILIES. WORLD CHANGING FAMILIES.

WORLD CHANGING FAMILIES. WORLD CHANGING FAMILIES. WORLD CHANGING FAMILIES.

WORLD CHANGING FAMILIES. WORLD CHANGING FAMILIES. WORLD CHANGING FAMILIES.





Welcome



to World Changing Families!

At Creation Fest we love to see whole families learning to grow in faith, go deeper with God and have fun together.

You can download a Family Pack like this one for each Creation Fest On Air episode, full of **activities** designed to help you to laugh, learn, chat and grow together, inspired by the theme of the week. (Find more packs at <https://creationfest.org.uk/on-air/episodes/>)

A group of ordinary families are here to serve you on this All Things New journey.

[Meet the families.](#)

Throughout this pack you will see links to short, all-age friendly **YouTube clips** of our families demonstrating the activities.

Have a look at the [introduction](#) to this week's activities.

Each week we will explore the theme with the following activities:



Bible Challenge

Fun ways to memorise a part of the Bible together




Creative Prayer

Hands-on ways to talk to God together



On Your Feet Challenge

Challenges to stretch your mind and your body



Going Deeper

Inspiration to help you put this week's theme into action



Craft

Join Clare's Craft Corner and get creative!



Bag Time

A sensory way to chat and reflect as a family, using objects



New Message



Pop-Up Passage

This week's memory verse is **Isaiah 61:1&2** (see below).

1. Give each member of the family a phrase or two to memorise from the words below.
2. Film each one 'popping up' from a surprising or unexpected location, saying their phrase.
3. Edit them all together. Make it an epic movie with backing tracks etc, if you have the skills!
4. Have fun.
5. Share with another family and get them to do one for you!

Bible Challenge

Watch the Henman family take the Bible challenge:

<https://youtu.be/unfwetkkk14>

**"The Spirit of the Sovereign Lord is on me,
because the Lord has anointed me
to proclaim good news to the poor.
He has sent me to bind up the brokenhearted,
to proclaim freedom for the captives
and release from darkness for the prisoners,
to proclaim the year of the Lord's favour
and the day of vengeance of our God."**

Pass It On!

Step 1: One family member writes down a fun saying or sentence - the sillier the better.

e.g. "I love to ride my tortoise through the middle of town on Tuesday with my friends."

Step 2: The first family member shows this to the next family member (without anyone else seeing). The second family member now has to draw this silly saying, using no words or symbols. No one else should see the drawing.

Step 3: The second person shows the drawing to the third family member who has to whisper it to the fourth family member.

Step 4: The fourth family member writes down what they've heard and then announces the saying aloud to everyone.

Step 5: Everyone laughs at the hilarity of what has happened!

(If you have more or less family members you can remove a step or add steps in - this could include having them attempt to say the saying to the next person without opening their lips, or *even using a different language if that is a skill you possess in your family*).



On Your Feet Challenge

See the Mahal family creating and sending their own silly messages: <https://youtu.be/9YiB13Kn7GI>



New Message

Scrabble Message Frame

You Will Need:

- Scrabble tile sheet found in your pack
- Scissors
- Glue
- Wrapping Paper
- A medium-sized frame (doesn't have to be fancy)
- Creativity and imagination!

Instructions:

Cut out all the letters from your scrabble tile sheet, and make a sort of crossword on the wrapping paper (this will go in the frame).

On the crossword, choose words that describe your family, or words that share a message of care and friendship to give to someone else.



Craft

Watch Clare show you how to make a frame like this:

<https://youtu.be/53wRPGkLQwI>

An Irish Blessing

The prayer in today's video is an ancient one, thought by some to have been written by St Patrick.

It has been put to the sign language of the First Nation people of North America.

It is a wonderful blessing to pray at the end of a gathering, or over friends when they leave, or any time you want to bless some one.

Our words are powerful - take these powerful words and use them well!

May the road rise to meet you,
May the wind be always at your back,
May the sun shine brightly on your face,
And may the rains fall softly on your gardens.
And until we meet again,
may the Lord hold us in the palm of his hand.
Amen

Wind = Holy Spirit with you, Sun = God's mercy on you,
Rain = God's provision for you.




Creative Prayer

Watch the Kennedy family demonstrate this blessing:

<https://youtu.be/r6inHMKYrcg>



New Message



Going Deeper

Share Good News!

Our Going Deeper challenge to your family today is: get up to some Kingdom mischief together!

Use some of the ideas you find here to **share** good news or just **be** good news to those around you. When you have received something great, it's even more wonderful to pass it on to others. You never know what it might mean to people and what doors might open in their hearts.

- 1) Check out the video for an introduction and some inspiration.
- 2) Click on this link for some ways to show kindness to people as a family (we like to call it Kingdom mischief!) <https://www.ywamwildfire.com/post/2019/06/06/kingdom-mischief-as-a-family>
- 3) Or check out this link if you feel like you're ready for the next level of challenge: <https://www.ywamwildfire.com/post/more-kingdom-mischief-as-a-family>
- 4) Also, if you want a reminder of some of these ideas, there is a print-out at the back of this pack.

Watch the Kennedys introduce some of these ways to share good news:

<https://youtu.be/4D7xFz7VxOU>

Just for fun

There's something sticky about one of the tricks Andy has for you this week... can you figure out how he does it?

It's good news all round for those who are stuck and those who have come apart:

<https://youtu.be/bpx436SW1t8>





New Message



Bag Time

Reflect and Chat

Here's fun, sensory way to help you reflect and chat together as a family.

If you haven't already, you will need to have a hunt around the house for the objects below. If you don't have one or two of them, choose something else instead! (It helps if they are easy to hold).

Then, gather round as a family and take it in turns to chose an object and share.



Highlighter Pen

Talk about your
highlight of the week



Stone

Talk about something that
has been **hard** this week



Shell

Do you think you have
heard God speaking to
you this week?



Pom Pom

Talk about something
that has made you feel
warm and fuzzy this
week



Lego brick

Talk about something
you have **learned or**
discovered this week



Star

Encourage someone else
in your family



Tea light

(World Changing Families question of
the week)

**Have you seen or heard anything
that was good news to you this
week?**

Watch the Kennedy family introduce you to "Bag Time":

<https://youtu.be/QYW48MkxbIs>

Extra Goodies

... because we're nice like that

THE SPIRIT OF THE SOVEREIGN LORD

IS ON ME

BECAUSE THE LORD HAS ANOINTED ME

TO PROCLAIM



GOOD NEWS TO THE POOR.

HE HAS SENT ME
TO BIND UP THE BROKENHEARTED

TO PROCLAIM

FREEDOM FOR THE CAPTIVES

AND RELEASE
FROM DARKNESS

for

THE PRISONERS

ISAIAH 61 V 1-2

SCRABBLE TILES



Raising the Joy Level

Here is some inspiration to help you bring God's Kingdom near, while out and about with your family...

Flowers

Buy some bunches of flowers. Go down the High Street, popping into each shop and giving a flower to each of the Shop keepers/ cashiers. Thank them for the way they serve the community.

Or, you could pick a different set of recipients: Police officers, supermarket staff, council workers etc.



Chocolates

Buy a box of Celebrations, Heroes or similar chocs. If you have time, you could also buy gift tags.

Ask God for messages of encouragement and hope, to write on the tags, and tie each to a chocolate. Then ask God who to give them to, and do it.

If you don't have time to write tags, just ask God who to bless with a chocolate, and maybe say something encouraging when you give it.



Generosity

Tape pound coins to different vending machines with a little note saying "Enjoy a treat" or "Enjoy this random act of kindness".

Alternatively, stick coins to small cards saying something like "Surprise! Have a treat on us"... leave them in places they can be discovered eg benches, coffee shop tables, kids' rides etc.



Cards

You will need some plain card and coloured pencils/ felt tips, or, if you are in a hurry, a pack of "blank for your own message" cards. Children's home-made cards always bring a smile, so get them involved! Ask God what the picture on the front should be, and if that means anything for the person who will receive it. Ask Him for scriptures, encouragements or words to write inside (maybe explaining the picture, but not necessarily).

Look out for the people God wants you to give the cards to.

You could do this in a café or coffee shop, or at the park.




Hidden messages

Depending on how much time you have, you will need either sticky notes and pens, or smooth stones and paint or sharpies.


Write messages of encouragement and hope on the sticky notes, eg "To whoever gets this note: smile, because you are wonderful!" or "Your life has a purpose – the world is better because you are in it!" You could stick them inside cubicles in public toilets, on supermarket shelves, amongst books in the library – have fun!

The same principles apply for messages on stones, just make them pretty and hide them in public outdoorsy places: flower beds, parks, beside paths etc.





Going Deeper



WORDSEARCH!

NEW

MESSAGE

isaiah

SPIRIT

sovereign

ANointed

proclaim

good

NEWS

poor

BROKENHEARTED

FREEDOM


captive

RELEASE

darkness

prisoners

A W F R E L E A S E A S W E N
B R O K E N H E A R T E D G M
X A Y V X S G S X G B F S S W
R S X N G O O C C T W D P S X
F P Y K O N O V N M K K I E I
Q R G D N N T B E M Q X R N Q
K F O M I A L C O R P L I K P
S A I O G K B D K A E B T R R
Y E F S P K E P N V R I Z A I
N F V R A E S O Q C O T G D S
J J Y I R I I N G T Y F W N O
V T Q F T N A J B H M S X V N
O X L U T P J H E E X A G W E
Y F C E K V A X C L W M Y E R
W G D T V W F C V I P X R N S



May the road rise to meet you,
May the wind be always at your back,
May the sun shine brightly on your face,
And may the rains fall softly on your gardens.
And until we meet again,
may the Lord hold us in the palm of his hand.
Amen